

Site Usage

53 Visits

Previous: 53 (0.00%)

37.74% Bounce Rate

Previous: 32.08% (17.65%)

150 Pageviews

Previous: 149 (0.67%)

00:01:06 Avg. Time on Site

Previous: 00:01:23 (-21.48%)

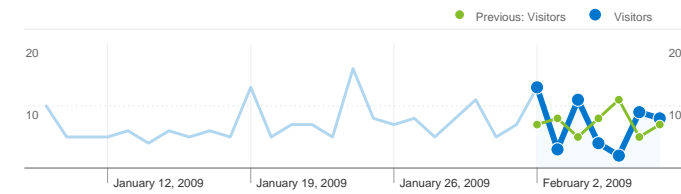
2.83 Pages/Visit

Previous: 2.81 (0.67%)

88.68% % New Visits

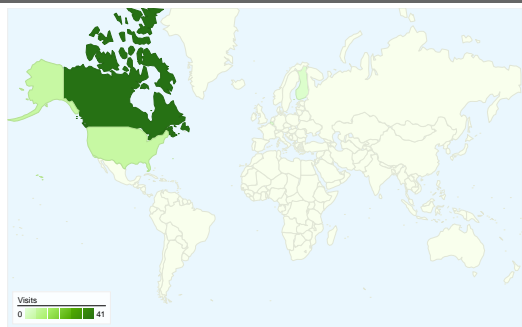
Previous: 90.57% (-2.08%)

Visitors Overview

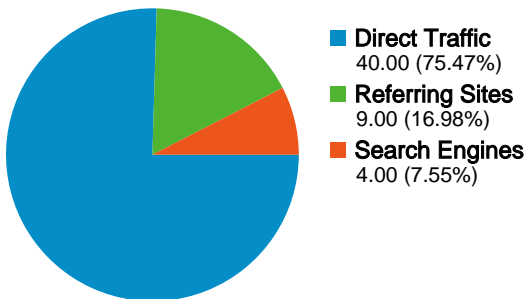


Visitors
49

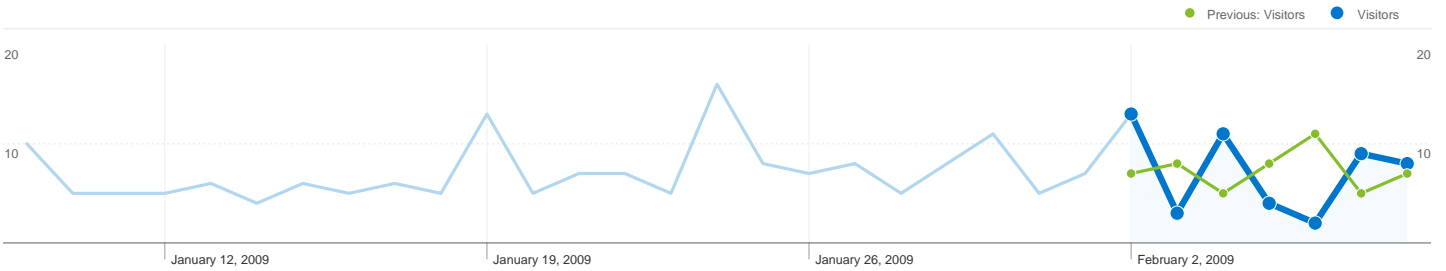
Map Overlay world



Traffic Sources Overview



Content Overview		
Pages	Pageviews	% Pageviews
/skuut/findretailer_e.html		
Feb 2, 2009 - Feb 8, 2009	57	38.00%
Jan 26, 2009 - Feb 1, 2009	46	30.87%
% Change	23.91%	23.91%
/skuut/info_e.html		
Feb 2, 2009 - Feb 8, 2009	40	26.67%
Jan 26, 2009 - Feb 1, 2009	39	26.17%
% Change	2.56%	2.56%
/		
Feb 2, 2009 - Feb 8, 2009	26	17.33%
Jan 26, 2009 - Feb 1, 2009	39	26.17%
% Change	-33.33%	-33.33%
/skuut/faqs_e.html		
Feb 2, 2009 - Feb 8, 2009	8	5.33%
Jan 26, 2009 - Feb 1, 2009	5	3.36%
% Change	60.00%	60.00%
/skuut/contact_e.html		
Feb 2, 2009 - Feb 8, 2009	7	4.67%
Jan 26, 2009 - Feb 1, 2009	3	2.01%
% Change	133.33%	133.33%



49 people visited this site

53 Visits

Previous: 53 (0.00%)

49 Absolute Unique Visitors

Previous: 49 (0.00%)

150 Pageviews

Previous: 149 (0.67%)

2.83 Average Pageviews

Previous: 2.81 (0.67%)

00:01:06 Time on Site

Previous: 00:01:23 (-21.48%)

37.74% Bounce Rate

Previous: 32.08% (17.65%)

88.68% New Visits

Previous: 90.57% (-2.08%)

Technical Profile

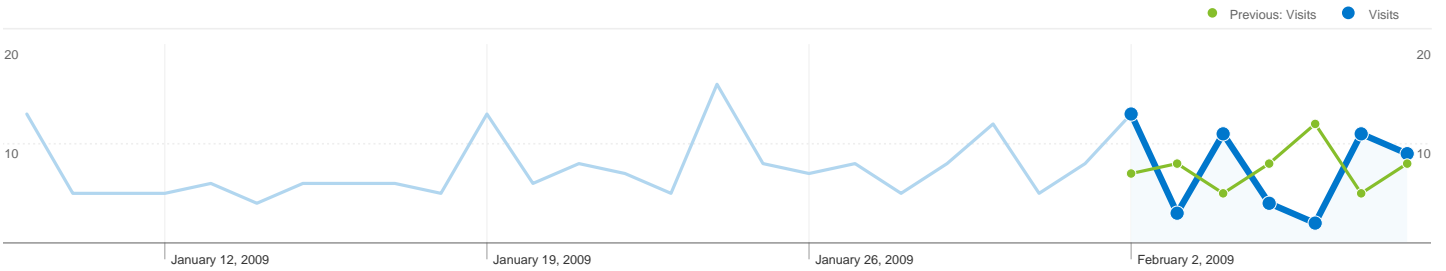
Browser	Visits	% visits	Connection Speed	Visits	% visits
Internet Explorer			Cable		
Feb 2, 2009 - Feb 8, 2009	28	52.83%	Feb 2, 2009 - Feb 8, 2009	19	35.85%
Jan 26, 2009 - Feb 1, 2009	36	67.92%	Jan 26, 2009 - Feb 1, 2009	18	33.96%
% Change	-22.22%	-22.22%	% Change	5.56%	5.56%
Firefox			DSL		
Feb 2, 2009 - Feb 8, 2009	17	32.08%	Feb 2, 2009 - Feb 8, 2009	15	28.30%
Jan 26, 2009 - Feb 1, 2009	14	26.42%	Jan 26, 2009 - Feb 1, 2009	20	37.74%
% Change	21.43%	21.43%	% Change	-25.00%	-25.00%

Safari		
Feb 2, 2009 - Feb 8, 2009	7	13.21%
Jan 26, 2009 - Feb 1, 2009	3	5.66%
% Change	133.33%	133.33%
Chrome		
Feb 2, 2009 - Feb 8, 2009	1	1.89%
Jan 26, 2009 - Feb 1, 2009	0	0.00%
% Change	100.00%	100.00%

Unknown		
Feb 2, 2009 - Feb 8, 2009	13	24.53%
Jan 26, 2009 - Feb 1, 2009	11	20.75%
% Change	18.18%	18.18%
T1		
Feb 2, 2009 - Feb 8, 2009	5	9.43%
Jan 26, 2009 - Feb 1, 2009	2	3.77%
% Change	150.00%	150.00%
Dialup		
Feb 2, 2009 - Feb 8, 2009	1	1.89%
Jan 26, 2009 - Feb 1, 2009	2	3.77%
% Change	-50.00%	-50.00%

Traffic Sources Overview

Feb 2, 2009 - Feb 8, 2009
Comparing to: Jan 26, 2009 - Feb 1, 2009



All traffic sources sent a total of 53 visits

75.47% Direct Traffic

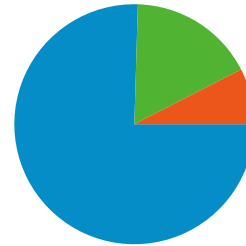
Previous: 69.81% (8.11%)

16.98% Referring Sites

Previous: 22.64% (-25.00%)

7.55% Search Engines

Previous: 7.55% (0.00%)



- **Direct Traffic**
40.00 (75.47%)
- **Referring Sites**
9.00 (16.98%)
- **Search Engines**
4.00 (7.55%)

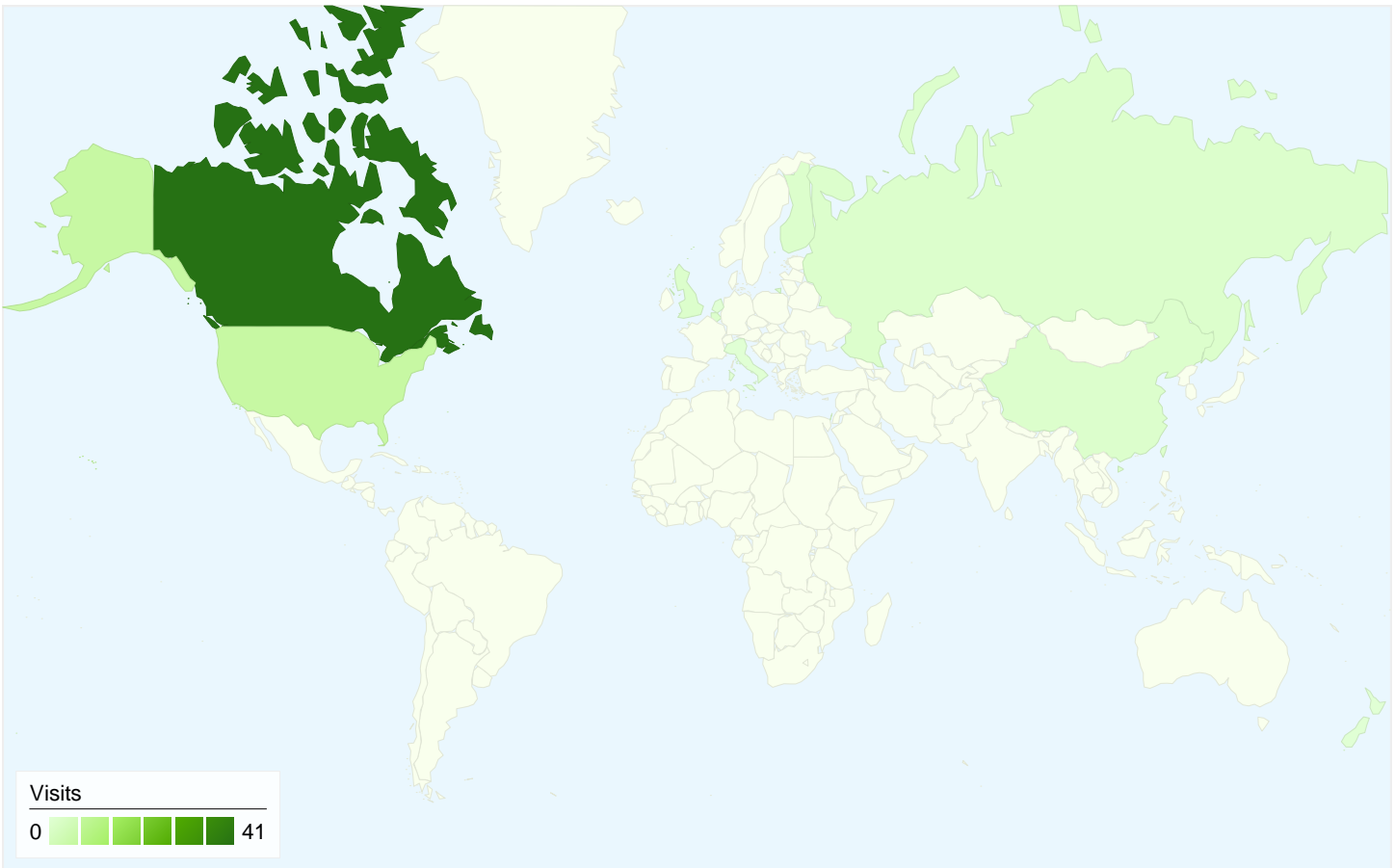
Top Traffic Sources

Sources	Visits	% visits
(direct) ((none))		
Feb 2, 2009 - Feb 8, 2009	40	75.47%
Jan 26, 2009 - Feb 1, 2009	37	69.81%
% Change	8.11%	8.11%
tbn.ca (referral)		
Feb 2, 2009 - Feb 8, 2009	5	9.43%
Jan 26, 2009 - Feb 1, 2009	6	11.32%
% Change	-16.67%	-16.67%
google (organic)		
Feb 2, 2009 - Feb 8, 2009	4	7.55%
Jan 26, 2009 - Feb 1, 2009	4	7.55%
% Change	0.00%	0.00%
canadianwindrider.com (referral)		
Feb 2, 2009 - Feb 8, 2009	3	5.66%
Jan 26, 2009 - Feb 1, 2009	4	7.55%
% Change	-25.00%	-25.00%
images.google.co.uk (referral)		

Keywords	Visits	% visits
skuut bikes vancouver		
Feb 2, 2009 - Feb 8, 2009	2	50.00%
Jan 26, 2009 - Feb 1, 2009	0	0.00%
% Change	100.00%	100.00%
3 little monkeys ottawa		
Feb 2, 2009 - Feb 8, 2009	1	25.00%
Jan 26, 2009 - Feb 1, 2009	0	0.00%
% Change	100.00%	100.00%
skuut, victoria		
Feb 2, 2009 - Feb 8, 2009	1	25.00%
Jan 26, 2009 - Feb 1, 2009	0	0.00%
% Change	100.00%	100.00%
skuut		
Feb 2, 2009 - Feb 8, 2009	0	0.00%
Jan 26, 2009 - Feb 1, 2009	1	25.00%
% Change	-100.00%	-100.00%
skuut dealers canada		

Feb 2, 2009 - Feb 8, 2009	1	1.89%
Jan 26, 2009 - Feb 1, 2009	0	0.00%
% Change	100.00%	100.00%

Feb 2, 2009 - Feb 8, 2009	0	0.00%
Jan 26, 2009 - Feb 1, 2009	1	25.00%
% Change	-100.00%	-100.00%



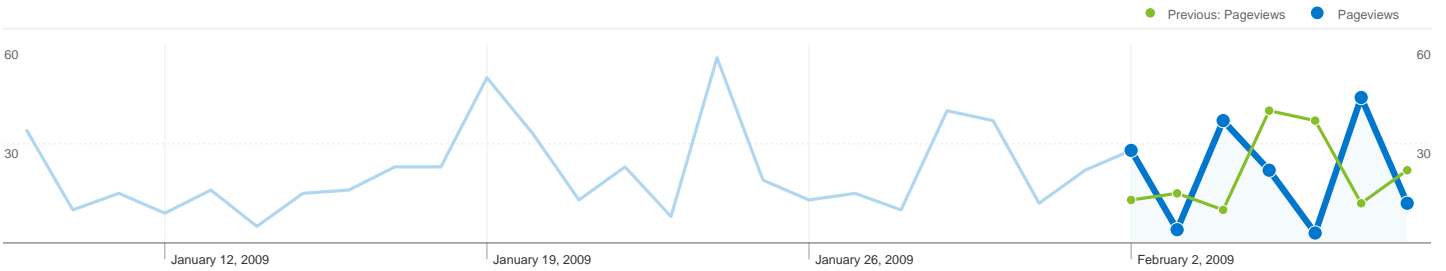
53 visits came from 12 countries/territories

Site Usage

Visits 53 Previous: 53 (0.00%)	Pages/Visit 2.83 Previous: 2.81 (0.67%)	Avg. Time on Site 00:01:06 Previous: 00:01:23 (-21.48%)	% New Visits 88.68% Previous: 90.57% (-2.08%)	Bounce Rate 37.74% Previous: 32.08% (17.65%)	
Country/Territory	Visits	Pages/Visit	Avg. Time on Site	% New Visits	Bounce Rate
Canada					
February 2, 2009 - February 8, 2009	41	3.20	00:01:14	87.80%	29.27%
January 26, 2009 - February 1, 2009	47	2.98	00:01:33	89.36%	29.79%
% Change	-12.77%	7.26%	-19.77%	-1.74%	-1.74%
United States					
February 2, 2009 - February 8, 2009	6	1.17	00:00:01	83.33%	83.33%
January 26, 2009 - February 1, 2009	2	1.00	00:00:00	100.00%	100.00%
% Change	200.00%	16.67%	100.00%	-16.67%	-16.67%
Belgium					
February 2, 2009 - February 8, 2009	1	5.00	00:02:18	100.00%	0.00%

January 26, 2009 - February 1, 2009	0	0.00	00:00:00	0.00%	0.00%
% Change	100.00%	100.00%	100.00%	100.00%	0.00%
Bermuda					
February 2, 2009 - February 8, 2009	1	2.00	00:01:02	100.00%	0.00%
January 26, 2009 - February 1, 2009	0	0.00	00:00:00	0.00%	0.00%
% Change	100.00%	100.00%	100.00%	100.00%	0.00%
Finland					
February 2, 2009 - February 8, 2009	1	1.00	00:00:00	100.00%	100.00%
January 26, 2009 - February 1, 2009	0	0.00	00:00:00	0.00%	0.00%
% Change	100.00%	100.00%	0.00%	100.00%	100.00%
United Kingdom					
February 2, 2009 - February 8, 2009	1	2.00	00:03:35	100.00%	0.00%
January 26, 2009 - February 1, 2009	0	0.00	00:00:00	0.00%	0.00%
% Change	100.00%	100.00%	100.00%	100.00%	0.00%
China					
February 2, 2009 - February 8, 2009	1	1.00	00:00:00	100.00%	100.00%
January 26, 2009 - February 1, 2009	0	0.00	00:00:00	0.00%	0.00%
% Change	100.00%	100.00%	0.00%	100.00%	100.00%
Russia					
February 2, 2009 - February 8, 2009	1	1.00	00:00:00	100.00%	100.00%
January 26, 2009 - February 1, 2009	0	0.00	00:00:00	0.00%	0.00%
% Change	100.00%	100.00%	0.00%	100.00%	100.00%
New Zealand					
February 2, 2009 - February 8, 2009	0	0.00	00:00:00	0.00%	0.00%
January 26, 2009 - February 1, 2009	1	2.00	00:00:06	100.00%	0.00%
% Change	-100.00%	-100.00%	-100.00%	-100.00%	0.00%
Italy					
February 2, 2009 - February 8, 2009	0	0.00	00:00:00	0.00%	0.00%
January 26, 2009 - February 1, 2009	1	2.00	00:00:38	100.00%	0.00%
% Change	-100.00%	-100.00%	-100.00%	-100.00%	0.00%

1 - 10 of 12



Pages on this site were viewed a total of 150 times

 **150 Pageviews**

Previous: 149 (0.67%)

 **100 Unique Views**

Previous: 102 (-1.96%)

 **37.74% Bounce Rate**

Previous: 32.08% (17.65%)

Top Content

Pages	Pageviews	% Pageviews
/skuut/findretailer_e.html		
Feb 2, 2009 - Feb 8, 2009	57	38.00%
Jan 26, 2009 - Feb 1, 2009	46	30.87%
% Change	23.91%	23.91%
/skuut/info_e.html		
Feb 2, 2009 - Feb 8, 2009	40	26.67%
Jan 26, 2009 - Feb 1, 2009	39	26.17%
% Change	2.56%	2.56%
/		
Feb 2, 2009 - Feb 8, 2009	26	17.33%
Jan 26, 2009 - Feb 1, 2009	39	26.17%
% Change	-33.33%	-33.33%
/skuut/faqs_e.html		
Feb 2, 2009 - Feb 8, 2009	8	5.33%
Jan 26, 2009 - Feb 1, 2009	5	3.36%
% Change	60.00%	60.00%
/skuut/contact_e.html		

Feb 2, 2009 - Feb 8, 2009	7	4.67%
Jan 26, 2009 - Feb 1, 2009	3	2.01%
% Change	133.33%	133.33%